



## See what Principals and Teachers have to say about the BEE CLEVER Series



"I am delighted to see these BEE CLEVER workbooks that do not pitchfork the child straight into the three R's but are systematically going through all the requisite stages of reading, writing and math readiness. They are enjoyable and creatively made with attention to details. Introductions are useful and informative and instruction lines are crisp and easy to follow. This is what children have needed all along and not had access to!"

**Nandita Jhaveri**

Former Vice Principal, New Era School  
Consultant in Early Childhood Care and Education

"I have gone through the entire set of BEE CLEVER workbooks and find them very clear and simple to follow by little children in school. They have been aptly designed for pre-schoolers. The activities are age-appropriate and all the concepts are dealt with systematically and clearly. The illustrations are clear and the pages not too cluttered with activities."

**Lekha Merchant**

Head Teacher, Saifee Eidiz Zahabi Nursery & K. G. School

"Based on decades of experience by Pallavi Dalal, a knowledgeable and sensitive teacher, these books are aimed at helping children consolidate their concepts based on practical experiences."

**Nalini Chhugani**

Secretary, Mobile Creches  
President, Association for Early Childhood Education and Development  
(Mumbai Branch – AECED)

"The BEE CLEVER workbooks are attractive, pictures are large, clear and appropriate. Instructions are precise and brief. There is an element of surprise to sustain the interest of the child. The contents match with the themes generally used in pre-school. The illustrations have a sense of humour and fun."

**Jana Mahadevan**

Former Head of Department, Early Childhood Education (ECE)  
at Nirmala Niketan and Sophia Polytechnic

"BEE CLEVER Series is an excellent collection of child-friendly, challenging books that help develop visual discrimination skills that help them to think and reason efficiently. Each page has been meticulously planned and a theme has been chosen so that a teacher can creatively weave a story around it. Clear, simple instructions help the children to persevere until they successfully achieve the challenge that is placed before them."

**Zeenat Bhojabhoy**

Principal, Jamnabai Narsee School



YogiImpressions®

What's Next?  
BEE Clever Series

First published in India in 2016 by  
**Yogi Impressions Books Pvt. Ltd.**  
1711, Centre 1, World Trade Centre,  
Cuffe Parade, Mumbai 400 005, India.  
Website: [www.yogiimpressions.com](http://www.yogiimpressions.com)

First Edition, March 2016

Copyright © 2016 by Yogi Impressions Books Pvt. Ltd.

Created by Pallavi Dalal  
Illustrated by Pallavi Basu

All rights reserved. This book may not be reproduced in whole or in part, or transmitted in any form, without written permission from the publisher, except by a reviewer who may quote brief passages in a review; nor may any part of this book be reproduced, stored in a retrieval system, or transmitted in any form or by any means electronic, mechanical, photocopying, recording, or other, without written permission from the publisher.

ISBN 978-93-82742-42-5

Printed at: Repro India Ltd., Mumbai

# What's Next ?



'What's Next?' is a simple yet thought-provoking activity that children are exposed to at the pre-school level!

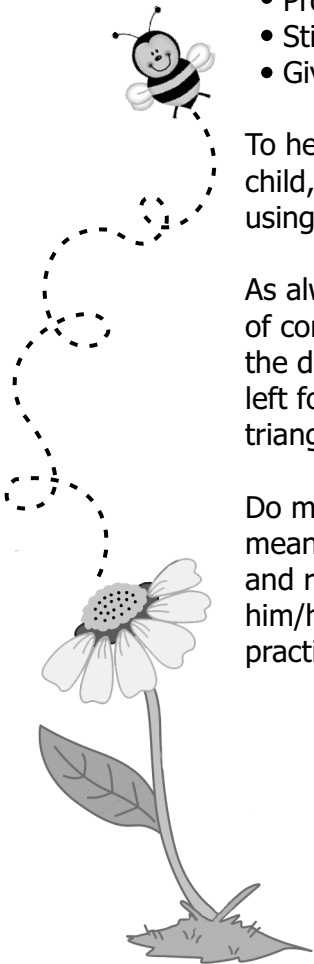
Along with enhancing visual discrimination skills, doing 'What's Next?' activities offers these benefits too:

- Enables a child to identify a pattern or a sequence
- Builds logical thinking skills
- Enhances problem solving abilities
- Provides a grounding for reading
- Stimulates the child to 'anticipate' what's 'next'
- Gives a child the opportunity to 'choose' the correct answer

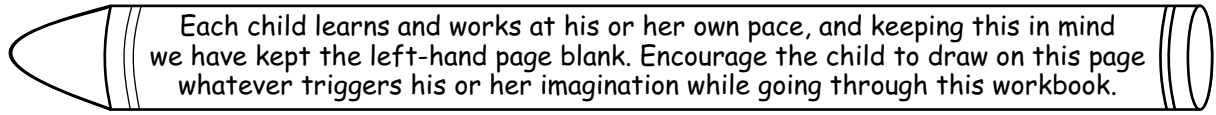
To help 'concretize' the concept and provide first-hand experience to the child, encourage him/her to create and continue his/her own patterns using blocks, beads, straws, counters, buttons, etc.

As always, it would be a good idea to point out to children the sequence of common things we see and experience in everyday life! For instance the daily routine of getting ready in the morning, putting the right and left foot forward alternately while walking, the differently coloured triangles on a bunting and so on...

Do make it a point to use the word 'next' and explain to the child that it means 'after this one!' This concept requires a great deal of repetition and reinforcement before the child actually grasps what is expected of him/her, but give them enough time and plenty of opportunities to practice. Repeated experiences will always enhance their understanding.

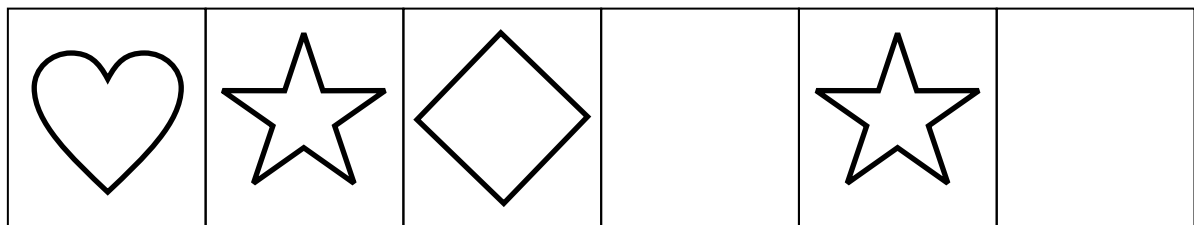
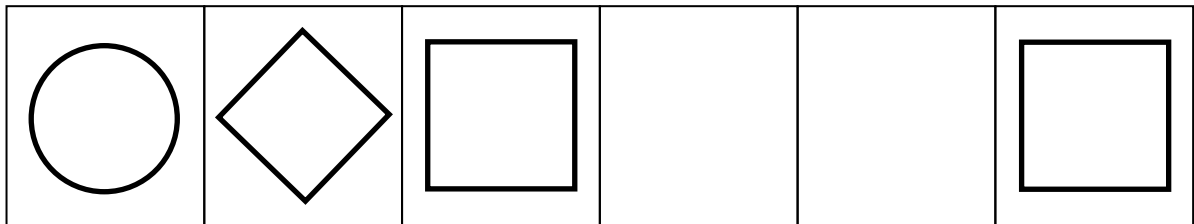
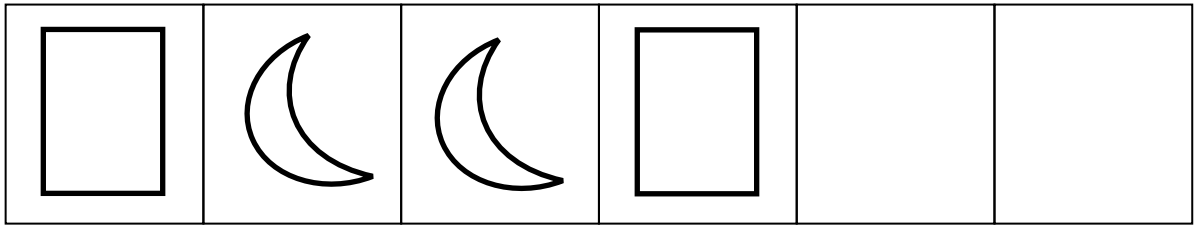
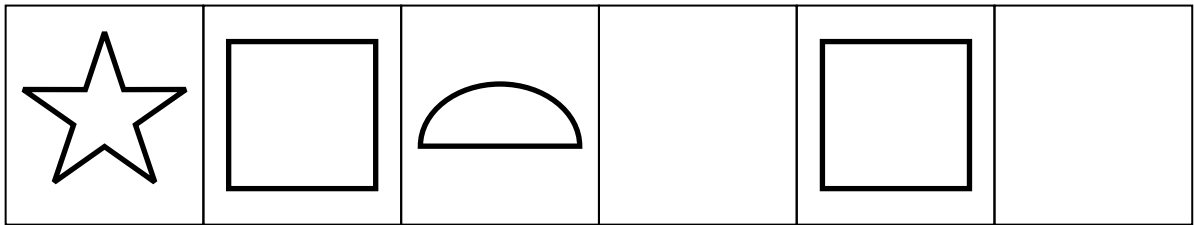
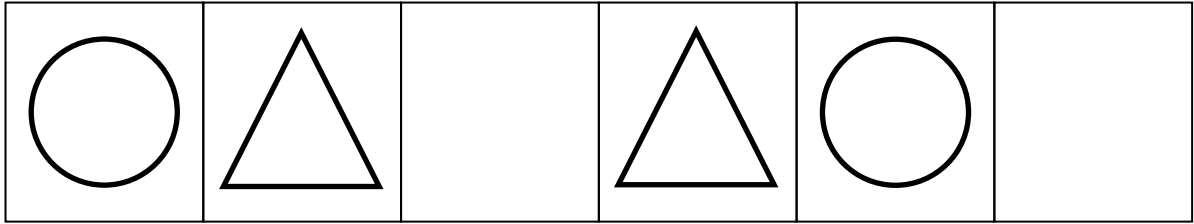


**Attention: Teachers and Parents**










Look carefully at the pattern and fill in the empty boxes with the correct shapes.







Continue the pattern and fill up all the empty boxes with the correct letters.









Look at the letter pattern and circle what comes next.

Q q Q q Q q Q	Q
	q

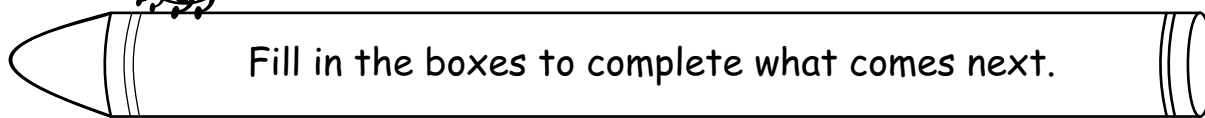
s S s S s S s	S
	s

e E e E e E e	E
	e

R r R r R r R	R
	r

L l L l L l L	L
	l





0		
---	--	--

3		
---	--	--

6		
---	--	--

9		
---	--	--

12		
----	--	--

15		
----	--	--

18		
----	--	--





Look at the pattern and circle what comes next.

○   ○   ○	○

△ — △ — △ — △	△
	—

—   —   —	—

○ △ □ ○ △ □ ○ △	○
	□

☆ ♥ ☆ ♥ ☆ ♥	☆
	♥





Look at the letter pattern and circle what comes next.

B A B A B A	B
	A

R P R P R P R	R
	P

Q O Q O Q O Q	O
	Q

M W M W M W	M
	W

C G C G C G C	C
	G