



See what Principals and Teachers have to say about the BEE CLEVER Series



"I am delighted to see these BEE CLEVER workbooks that do not pitchfork the child straight into the three R's but are systematically going through all the requisite stages of reading, writing and math readiness. They are enjoyable and creatively made with attention to details. Introductions are useful and informative and instruction lines are crisp and easy to follow. This is what children have needed all along and not had access to!"

Nandita Jhaveri

Former Vice Principal, New Era School
Consultant in Early Childhood Care and Education

"I have gone through the entire set of BEE CLEVER workbooks and find them very clear and simple to follow by little children in school. They have been aptly designed for pre-schoolers. The activities are age-appropriate and all the concepts are dealt with systematically and clearly. The illustrations are clear and the pages not too cluttered with activities."

Lekha Merchant

Head Teacher, Saifee Eidiz Zahabi Nursery & K. G. School

"Based on decades of experience by Pallavi Dalal, a knowledgeable and sensitive teacher, these books are aimed at helping children consolidate their concepts based on practical experiences."

Nalini Chhugani

Secretary, Mobile Creches
President, Association for Early Childhood Education and Development
(Mumbai Branch – AECED)

"The BEE CLEVER workbooks are attractive, pictures are large, clear and appropriate. Instructions are precise and brief. There is an element of surprise to sustain the interest of the child. The contents match with the themes generally used in pre-school. The illustrations have a sense of humour and fun."

Jana Mahadevan

Former Head of Department, Early Childhood Education (ECE)
at Nirmala Niketan and Sophia Polytechnic

"BEE CLEVER Series is an excellent collection of child-friendly, challenging books that help develop visual discrimination skills that help them to think and reason efficiently. Each page has been meticulously planned and a theme has been chosen so that a teacher can creatively weave a story around it. Clear, simple instructions help the children to persevere until they successfully achieve the challenge that is placed before them."

Zeenat Bhojabhoy

Principal, Jamnabai Narsee School



YogiImpressions®

Story Sequence
BEE Clever Series

First published in India in 2016 by
Yogi Impressions Books Pvt. Ltd.
1711, Centre 1, World Trade Centre,
Cuffe Parade, Mumbai 400 005, India.
Website: www.yogiimpressions.com

First Edition, March 2016

Copyright © 2016 by Yogi Impressions Books Pvt. Ltd.

Created by Pallavi Dalal
Illustrated by Pallavi Basu

All rights reserved. This book may not be reproduced in whole or in part, or transmitted in any form, without written permission from the publisher, except by a reviewer who may quote brief passages in a review; nor may any part of this book be reproduced, stored in a retrieval system, or transmitted in any form or by any means electronic, mechanical, photocopying, recording, or other, without written permission from the publisher.

ISBN 978-93-82742-43-2

Printed at: Repro India Ltd., Mumbai

Story Sequence



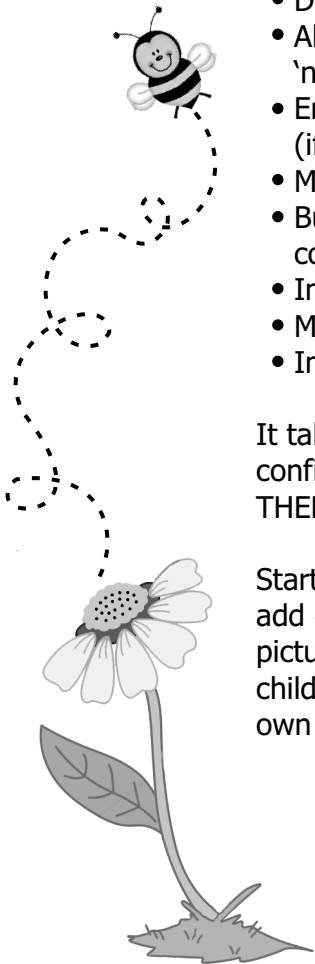
'Story Sequence' is possibly one of the most complex and difficult activities that children are required to learn in pre-school.

Along with developing logical thinking skills, doing 'Story Sequence' activities offers these values to a child:

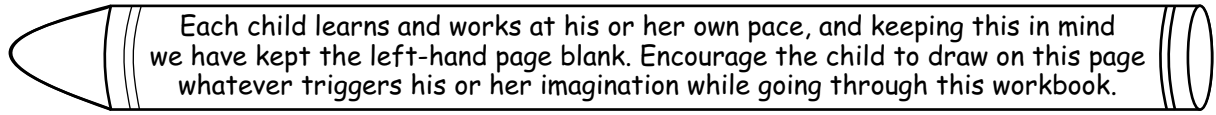
- Develops powers of keen and accurate observation
- Strengthens the child's vocabulary
- Improves verbal skills through narrating the story
- Develops the skill of reconstructing stories
- Allows the child to anticipate and predict what is going to happen 'next'
- Encourages the child to relate the story with real-life experiences (if any)
- Motivates the child to speak in complete sentences
- Builds reasoning skills to see and report a sequence of events correctly
- Increases attention span
- Motivates the child to persevere until the 'story' is complete
- Improves problem solving skills

It takes children a while to acquire the skill to do this activity with confidence. Do make it a point to tell them stories and say 'and THEN....' so they are aware of the sequence of events taking place.

Start with simple stories - perhaps just two pictures - and gradually add details as the child gains confidence. Increase the number of pictures to a maximum of five or six. Do not hurry and do allow the child to 'build' the story at his/her own pace and tell it in his/her own words!





Attention: Teachers and Parents






Number these pictures in the correct sequence to show how a hen lays an egg and a chick hatches out of it.






Number these pictures in the correct sequence to show how a bud grows and blooms into a flower on a plant.



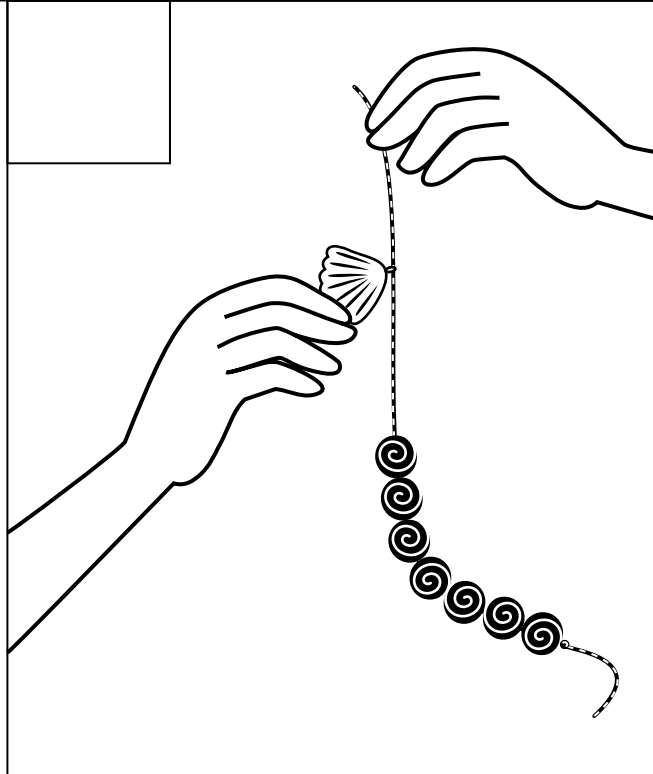
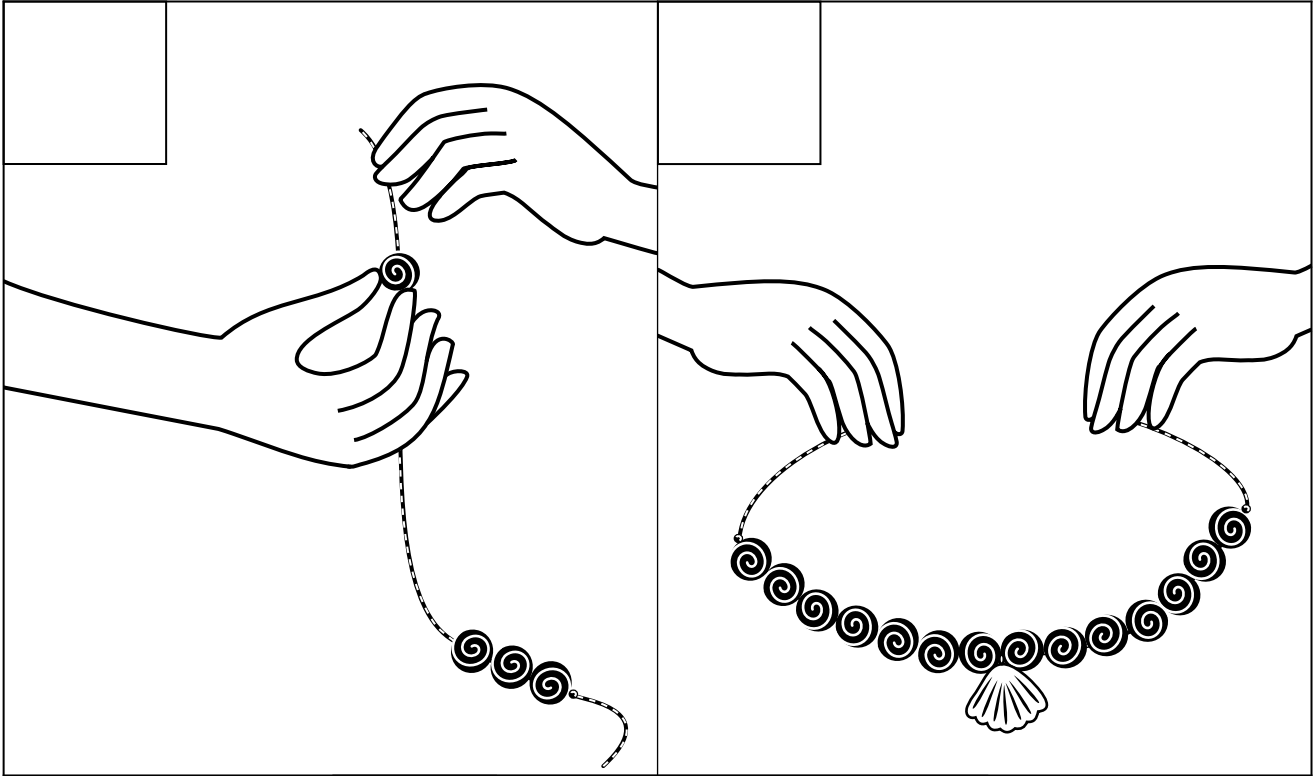


Number these pictures in the correct sequence to show Mummy cutting a watermelon and serving it.



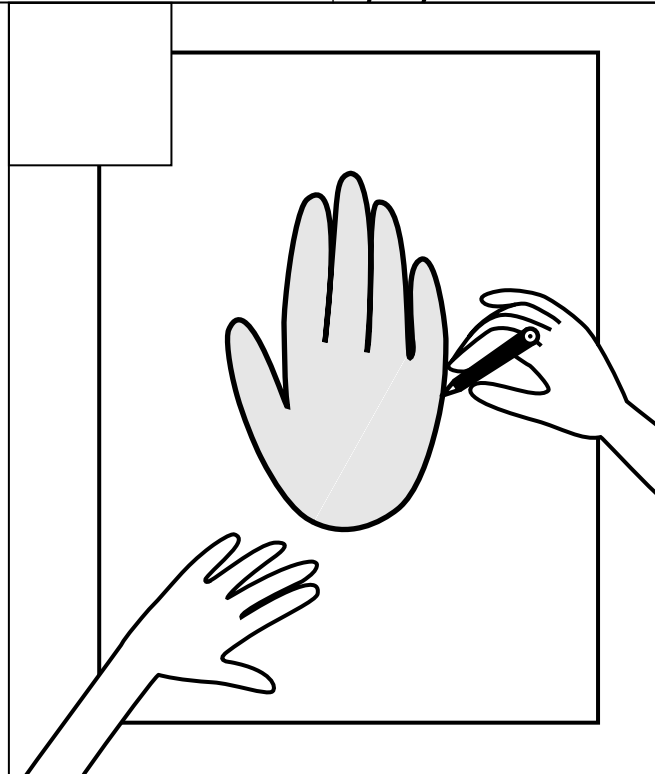
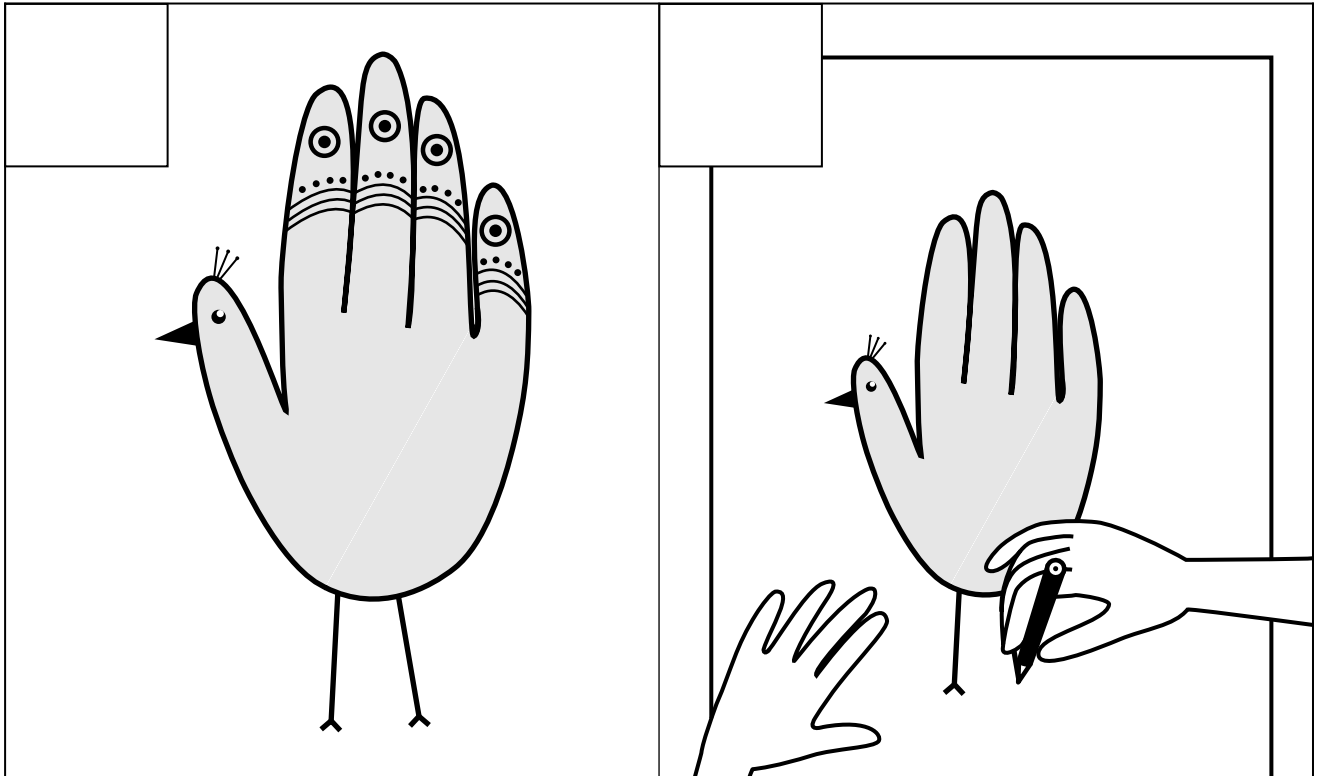


Number these pictures in the correct sequence to show how a necklace is made out of beads.





Number these pictures in the correct sequence to show how a peacock is made out of a palm print.





Number these pictures to show how a girl pours lemonade into a glass and drinks it with a straw.

