



See what Principals and Teachers have to say about the BEE CLEVER Series



"I am delighted to see these BEE CLEVER workbooks that do not pitchfork the child straight into the three R's but are systematically going through all the requisite stages of reading, writing and math readiness. They are enjoyable and creatively made with attention to details. Introductions are useful and informative and instruction lines are crisp and easy to follow. This is what children have needed all along and not had access to!"

Nandita Jhaveri

Former Vice Principal, New Era School
Consultant in Early Childhood Care and Education

"I have gone through the entire set of BEE CLEVER workbooks and find them very clear and simple to follow by little children in school. They have been aptly designed for pre-schoolers. The activities are age-appropriate and all the concepts are dealt with systematically and clearly. The illustrations are clear and the pages not too cluttered with activities."

Lekha Merchant

Head Teacher, Saifee Eidiz Zahabi Nursery & K. G. School

"Based on decades of experience by Pallavi Dalal, a knowledgeable and sensitive teacher, these books are aimed at helping children consolidate their concepts based on practical experiences."

Nalini Chhugani

Secretary, Mobile Creches
President, Association for Early Childhood Education and Development
(Mumbai Branch – AECED)

"The BEE CLEVER workbooks are attractive, pictures are large, clear and appropriate. Instructions are precise and brief. There is an element of surprise to sustain the interest of the child. The contents match with the themes generally used in pre-school. The illustrations have a sense of humour and fun."

Jana Mahadevan

Former Head of Department, Early Childhood Education (ECE)
Nirmala Niketan and Sophia Polytechnic

"BEE CLEVER Series is an excellent collection of child-friendly, challenging books that help develop visual discrimination skills that help them to think and reason efficiently. Each page has been meticulously planned and a theme has been chosen so that a teacher can creatively weave a story around it. Clear, simple instructions help the children to persevere until they successfully achieve the challenge that is placed before them."

Zeenat Bhojabhoy

Principal, Jamnabai Narsee School



YogiImpressions®

Shapes - Book 1
BEE Clever Series

First published in India in 2017 by

Yogi Impressions LLP

1711, Centre 1, World Trade Centre,
Cuffe Parade, Mumbai 400 005, India.

Website: www.yogiimpressions.com

First Edition, November 2017

Copyright © 2017 by Yogi Impressions LLP

Created by Pallavi Dalal
Illustrated by Pallavi Basu

All rights reserved. This book may not be reproduced in whole or in part, or transmitted in any form, without written permission from the publisher, except by a reviewer who may quote brief passages in a review; nor may any part of this book be reproduced, stored in a retrieval system, or transmitted in any form or by any means electronic, mechanical, photocopying, recording, or other, without written permission from the publisher.

ISBN 978-93-82742-80-7

Printed at: Repro India Ltd., Mumbai

Shapes

Book 1



'Shapes' is one of the most interesting and fascinating concepts the children learn in pre-school!

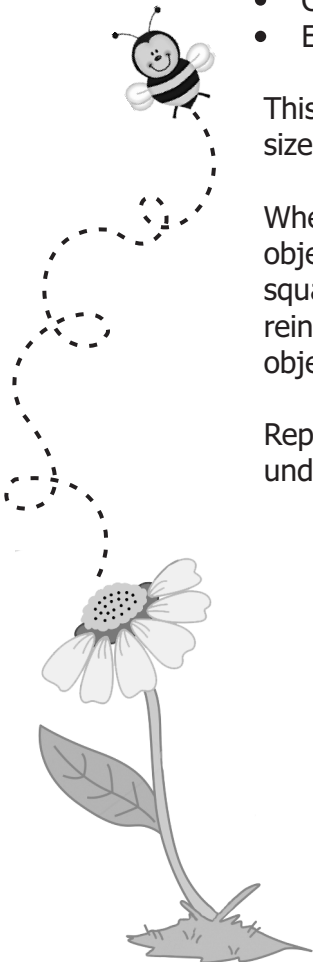
In addition to enhancing conceptual development, learning about shapes helps the child to:

- Increase visual discrimination skills
- See 'shape' and 'form' in real objects
- Develop reading readiness
- Create awareness of different lines - standing, sleeping, slanting, curved
- Enhance vocabulary by introducing the new and exciting words

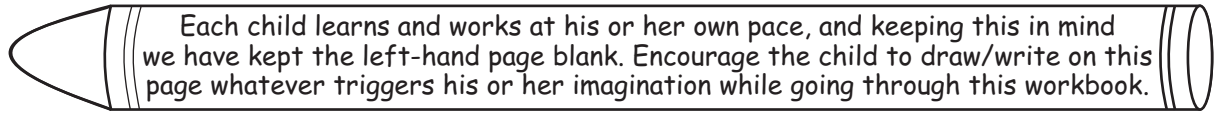
This also is an important component of Maths Readiness - how many sides, sizes, etc.

When the child is learning about shapes, it would be lovely to show 'real' objects corresponding to the shape being learned - eg. circle - plate/bangle, square - book/puzzle etc. since it helps to bring the concept 'alive' and reinforces it! Also encourage the child to 'see' the 'shape' and 'form' of objects in his/her immediate environment!

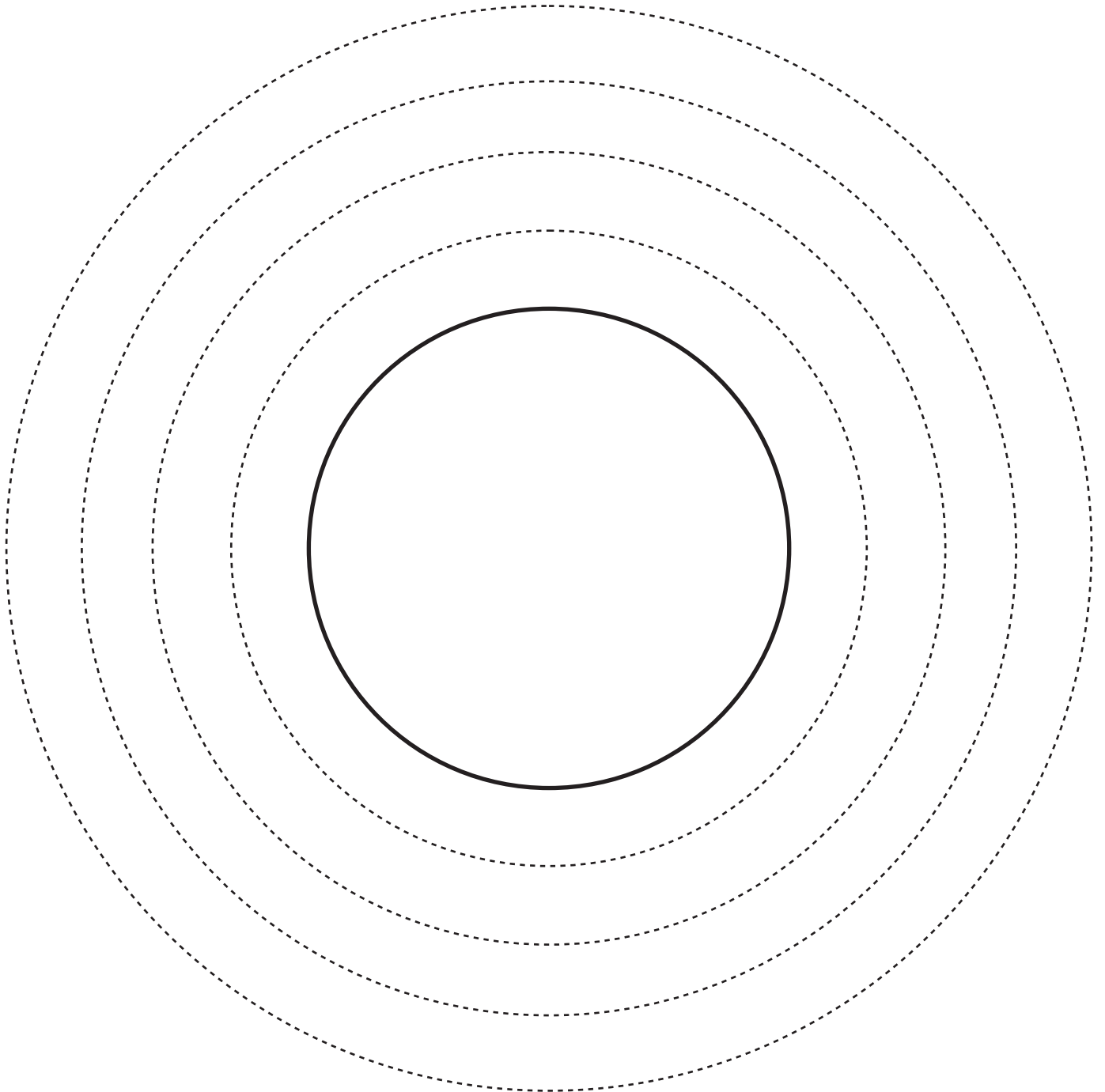
Repeated experiences of this nature will help to further strengthen their understanding of shapes.


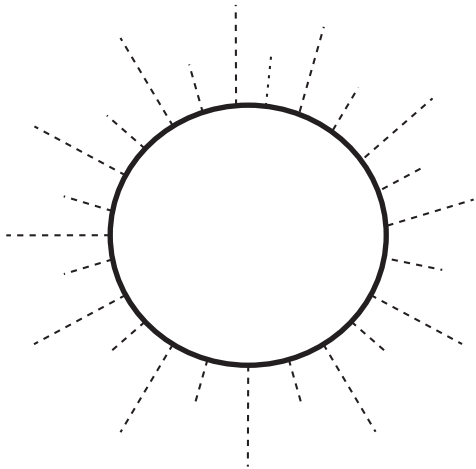
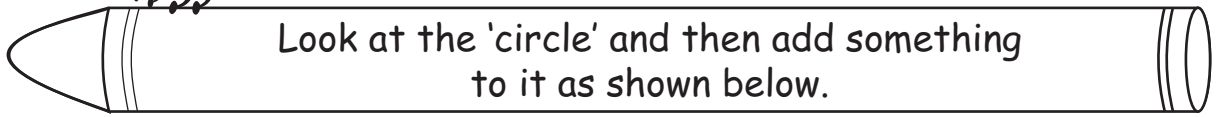


Attention: Teachers and Parents

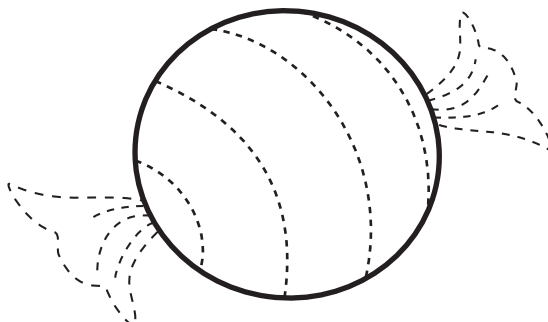





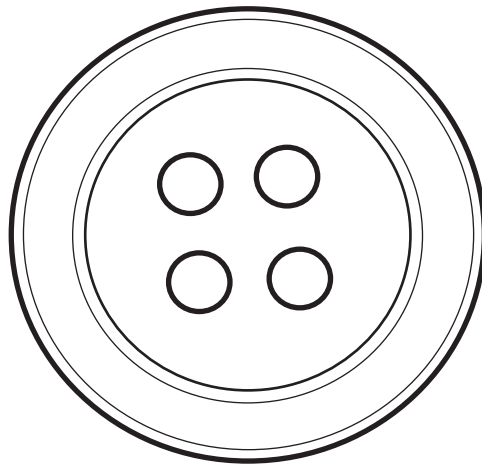


Each child learns and works at his or her own pace, and keeping this in mind we have kept the left-hand page blank. Encourage the child to draw/write on this page whatever triggers his or her imagination while going through this workbook.

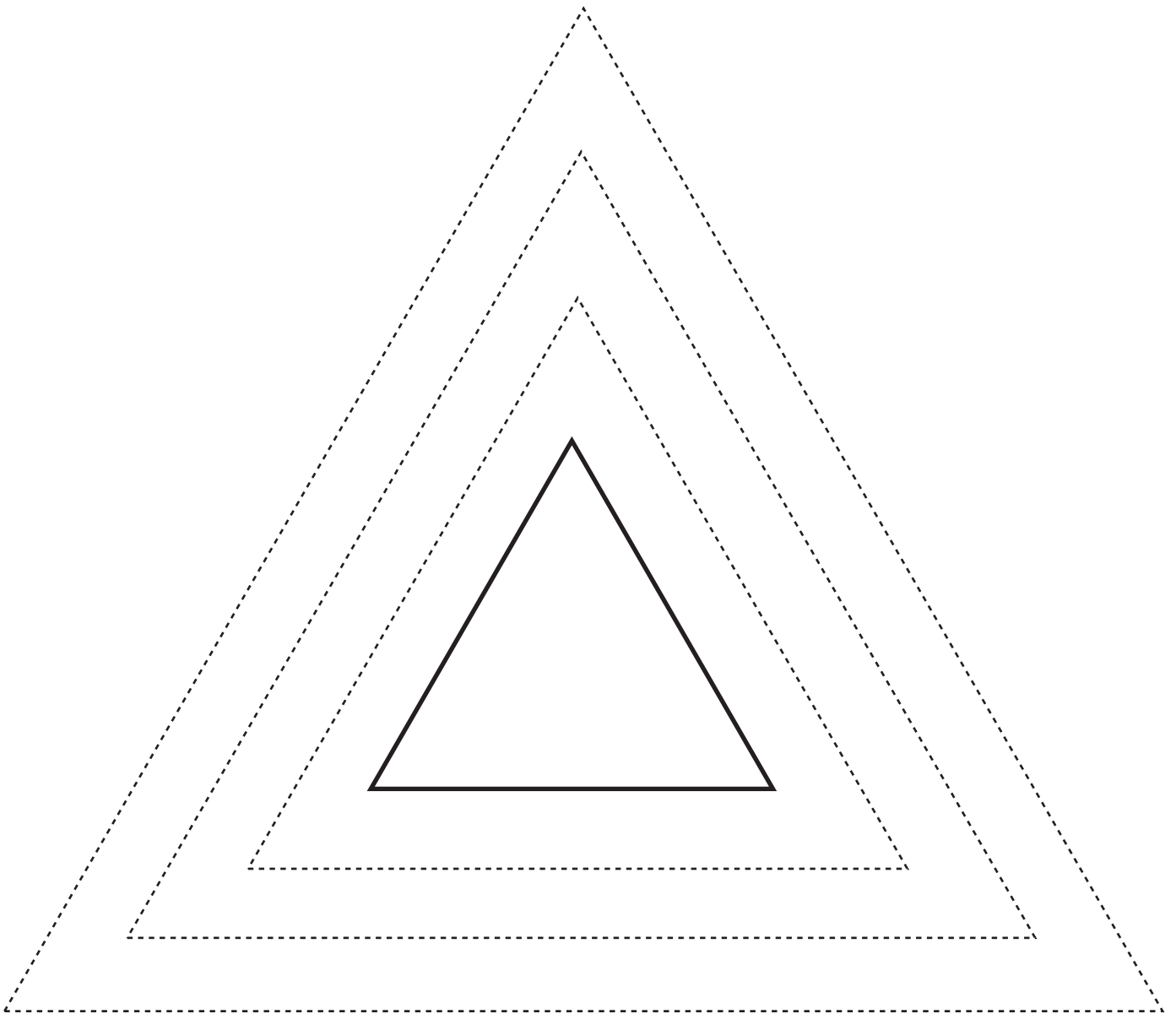




circle

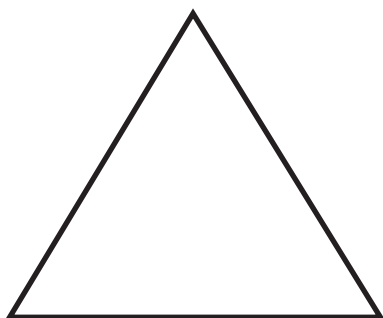








Look at the 'triangle' and then add something to it as shown below.



triangle

