



## See what Principals and Teachers have to say about the BEE CLEVER Series



"I am delighted to see these BEE CLEVER workbooks that do not pitchfork the child straight into the three R's but are systematically going through all the requisite stages of reading, writing and math readiness. They are enjoyable and creatively made with attention to details. Introductions are useful and informative and instruction lines are crisp and easy to follow. This is what children have needed all along and not had access to!"

**Nandita Jhaveri**

Former Vice Principal, New Era School  
Consultant in Early Childhood Care and Education

"I have gone through the entire set of BEE CLEVER workbooks and find them very clear and simple to follow by little children in school. They have been aptly designed for pre-schoolers. The activities are age-appropriate and all the concepts are dealt with systematically and clearly. The illustrations are clear and the pages not too cluttered with activities."

**Lekha Merchant**

Head Teacher, Saifee Eidiz Zahabi Nursery & K. G. School

"Based on decades of experience by Pallavi Dalal, a knowledgeable and sensitive teacher, these books are aimed at helping children consolidate their concepts based on practical experiences."

**Nalini Chhugani**

Secretary, Mobile Creches  
President, Association for Early Childhood Education and Development  
(Mumbai Branch – AECED)

"The BEE CLEVER workbooks are attractive, pictures are large, clear and appropriate. Instructions are precise and brief. There is an element of surprise to sustain the interest of the child. The contents match with the themes generally used in pre-school. The illustrations have a sense of humour and fun."

**Jana Mahadevan**

Former Head of Department, Early Childhood Education (ECE)  
Nirmala Niketan and Sophia Polytechnic

"BEE CLEVER Series is an excellent collection of child-friendly, challenging books that help develop visual discrimination skills that help them to think and reason efficiently. Each page has been meticulously planned and a theme has been chosen so that a teacher can creatively weave a story around it. Clear, simple instructions help the children to persevere until they successfully achieve the challenge that is placed before them."

**Zeenat Bhojabhoy**

Principal, Jamnabai Narsee School



YogiImpressions®

Phonics - Book 2  
BEE Clever Series

First published in India in 2017 by

**Yogi Impressions LLP**

1711, Centre 1, World Trade Centre,  
Cuffe Parade, Mumbai 400 005, India.

Website: [www.yogiimpressions.com](http://www.yogiimpressions.com)

First Edition, November 2017

Copyright © 2017 by Yogi Impressions LLP

Created by Pallavi Dalal  
Illustrated by Pallavi Basu

All rights reserved. This book may not be reproduced in whole or in part, or transmitted in any form, without written permission from the publisher, except by a reviewer who may quote brief passages in a review; nor may any part of this book be reproduced, stored in a retrieval system, or transmitted in any form or by any means electronic, mechanical, photocopying, recording, or other, without written permission from the publisher.

ISBN 978-93-82742-82-1

Printed at: Repro India Ltd., Mumbai

# Phonics

## Book 2



'Phonics' is a method of teaching beginners to read and pronounce words by learning to associate letters or letter groups with the sounds they represent.

In addition to getting the child ready to read, learning about phonics helps the child in a number of ways:

To realize that each letter is a symbol that has a corresponding letter sound, motivates the child to learn the alphabet and all the letters in it.

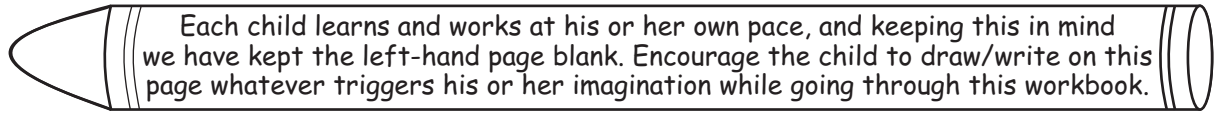
- To understand that a combination of letters put together is a word and each word has a meaning
- Improves pronunciation and verbal skills
- Encourages the child to want to read on his own
- Relating printed words with spoken language
- Enhances auditory discrimination skills
- Familiarizing themselves with the structure of the letter (how it is written)

Please DO NOT start teaching the alphabet in the sequence that we know it! Initially introduce the children only to the 'pure sound' letters. Pure sound letters are the letters that consistently make the same sound without any variation unlike vowels that make different sounds depending on which consonants they are placed with. Vowels are the most difficult letters to teach so they should be taught last along with difficult and less frequently occurring letters.



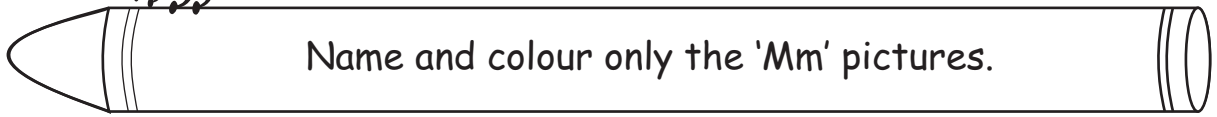
Letter-sound associations take time and are a very abstract concept for children to grasp. Most importantly, give the children time to learn phonics and letter-sound association. Do not be discouraged if they do not seem to 'pick it up' immediately – the first few letters always take time. Storytelling, reciting rhymes, singing songs, picture conversation, object talk and field trips go a long way towards building pre-language skills and preparation for learning Phonics.



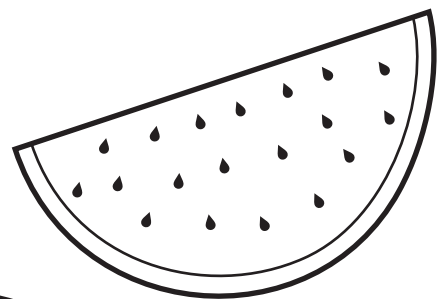

**Attention: Teachers and Parents**





Each child learns and works at his or her own pace, and keeping this in mind we have kept the left-hand page blank. Encourage the child to draw/write on this page whatever triggers his or her imagination while going through this workbook.




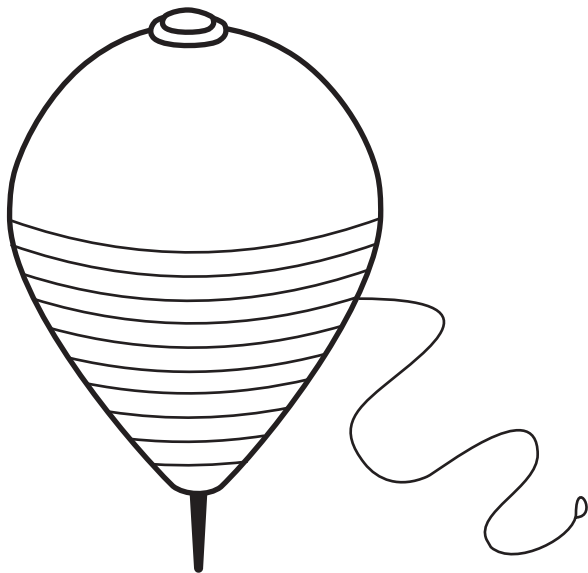

Mm







Tt














Look at the picture and circle the correct 'starting' letter.


	b
	d


	j
	f


	t
	l

	m
	n

	r
	h

	i
	d

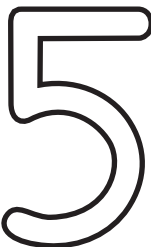



	k
	v

	s
	z





Name and colour only the 'Ff' pictures. Starting from the dot, trace and write the letter 'f' in each square.









f	f	f	f	f
f	f	f	f	f
.	.	.	.	.





Match each 'starting' letter with the corresponding picture.

R
L
F
S
V
T





Draw a line joining each letter with its corresponding picture.



k
n
b
z
r

