



See what Principals and Teachers have to say about the BEE CLEVER Series



"I am delighted to see these BEE CLEVER workbooks that do not pitchfork the child straight into the three R's but are systematically going through all the requisite stages of reading, writing and math readiness. They are enjoyable and creatively made with attention to details. Introductions are useful and informative and instruction lines are crisp and easy to follow. This is what children have needed all along and not had access to!"

Nandita Jhaveri

Former Vice Principal, New Era School
Consultant in Early Childhood Care and Education

"I have gone through the entire set of BEE CLEVER workbooks and find them very clear and simple to follow by little children in school. They have been aptly designed for pre-schoolers. The activities are age-appropriate and all the concepts are dealt with systematically and clearly. The illustrations are clear and the pages not too cluttered with activities."

Lekha Merchant

Head Teacher, Saifee Eidiz Zahabi Nursery & K. G. School

"Based on decades of experience by Pallavi Dalal, a knowledgeable and sensitive teacher, these books are aimed at helping children consolidate their concepts based on practical experiences."

Nalini Chhugani

Secretary, Mobile Creches
President, Association for Early Childhood Education and Development
(Mumbai Branch – AECED)

"The BEE CLEVER workbooks are attractive, pictures are large, clear and appropriate. Instructions are precise and brief. There is an element of surprise to sustain the interest of the child. The contents match with the themes generally used in pre-school. The illustrations have a sense of humour and fun."

Jana Mahadevan

Former Head of Department, Early Childhood Education (ECE)
Nirmala Niketan and Sophia Polytechnic

"BEE CLEVER Series is an excellent collection of child-friendly, challenging books that help develop visual discrimination skills that help them to think and reason efficiently. Each page has been meticulously planned and a theme has been chosen so that a teacher can creatively weave a story around it. Clear, simple instructions help the children to persevere until they successfully achieve the challenge that is placed before them."

Zeenat Bhojabhoy

Principal, Jamnabai Narsee School



YogiImpressions®

Opposites - Book 2

BEE Clever Series

First published in India in 2019 by

Yogi Impressions LLP

1711, Centre 1, World Trade Centre,
Cuffe Parade, Mumbai 400 005, India.

Website: www.yogiimpressions.com

First Edition, April 2019

Copyright © 2018 by Yogi Impressions LLP

Created by Pallavi Dalal

Illustrated by Pallavi Basu

All rights reserved. This book may not be reproduced in whole or in part, or transmitted in any form, without written permission from the publisher, except by a reviewer who may quote brief passages in a review; nor may any part of this book be reproduced, stored in a retrieval system, or transmitted in any form or by any means electronic, mechanical, photocopying, recording, or other, without written permission from the publisher.

ISBN 978-81-938632-6-8

Printed at: SAP Print Solutions Pvt. Ltd.

Opposites

Book 2




'Opposites' is a concept that is abstract, but can very easily be made 'concrete and understandable' to little children!

Learning about 'Opposites' provides a number of benefits to a child:

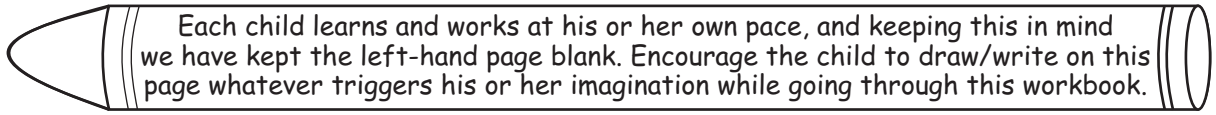
- Improves and builds vocabulary
- Encourages the child to observe and name contrasts and make associations based upon them
- Brings certain 'difficult' words into a 'simple' perspective and makes them easy to understand




Do ensure that the child has been exposed to a number of 'concrete' and 'real' objects that will help to reinforce the concept of opposites. Also, try to ensure that the contrast between the opposites is as marked as possible so as to make the concept absolutely clear.




Attention: Teachers and Parents





Each child learns and works at his or her own pace, and keeping this in mind we have kept the left-hand page blank. Encourage the child to draw/write on this page whatever triggers his or her imagination while going through this workbook.




These books and pencils are all _____ and difficult to carry.




_____ books and pencils are easy to hold.



If you are hungry there is a bowl _____ of fruit on the table.




All the fruit has been eaten and now the bowl is _____ .




These clothes have been washed and hung to dry and now they are _____.



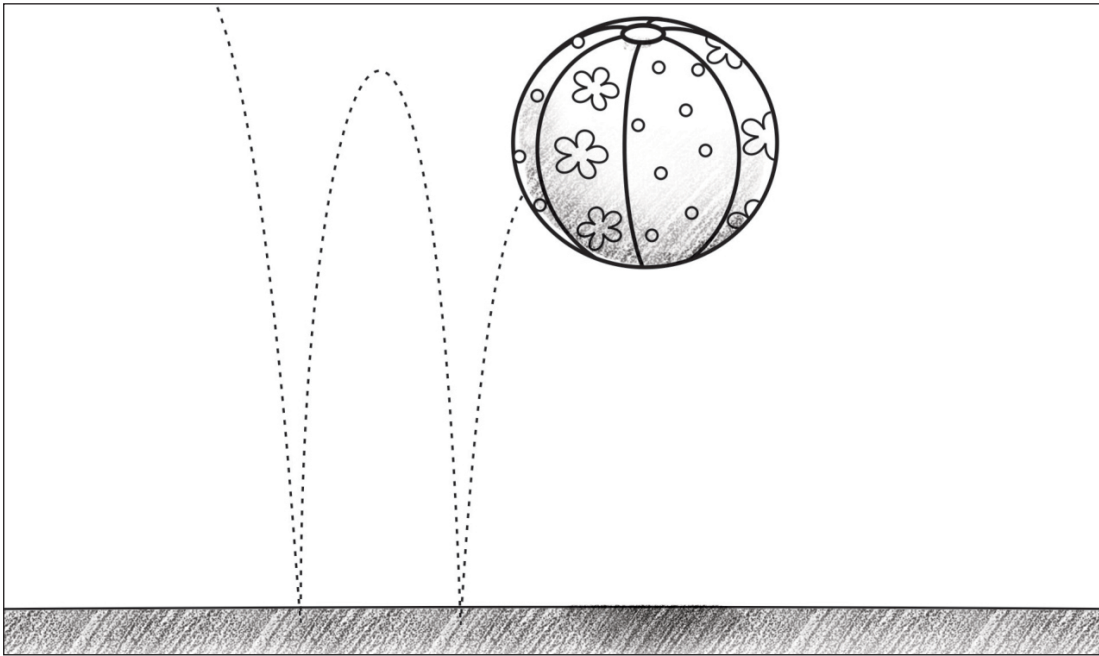
These clothes are _____ and need to be washed.



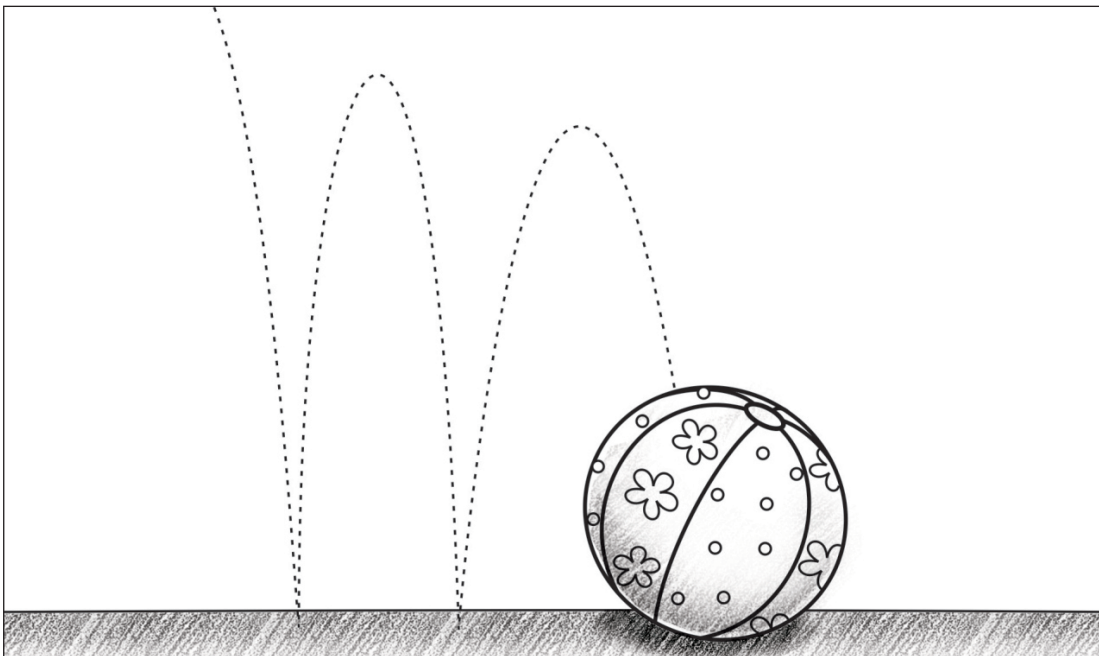
Air and sunlight come inside when a house is _____ .




There is a musty smell when a house is kept _____ .



In this picture, the ball is bouncing _____ .



After it bounces up, the ball falls _____ .



This garden has just a _____ butterflies.



This garden has _____ butterflies.