



See what Principals and Teachers have to say about the BEE CLEVER Series



"I am delighted to see these BEE CLEVER workbooks that do not pitchfork the child straight into the three R's but are systematically going through all the requisite stages of reading, writing and math readiness. They are enjoyable and creatively made with attention to details. Introductions are useful and informative and instruction lines are crisp and easy to follow. This is what children have needed all along and not had access to!"

Nandita Jhaveri

Former Vice Principal, New Era School
Consultant in Early Childhood Care and Education

"I have gone through the entire set of BEE CLEVER workbooks and find them very clear and simple to follow by little children in school. They have been aptly designed for pre-schoolers. The activities are age-appropriate and all the concepts are dealt with systematically and clearly. The illustrations are clear and the pages not too cluttered with activities."

Lekha Merchant

Head Teacher, Saifee Eidiz Zahabi Nursery & K. G. School

"Based on decades of experience by Pallavi Dalal, a knowledgeable and sensitive teacher, these books are aimed at helping children consolidate their concepts based on practical experiences."

Nalini Chhugani

Secretary, Mobile Creches
President, Association for Early Childhood Education and Development
(Mumbai Branch – AECED)

"The BEE CLEVER workbooks are attractive, pictures are large, clear and appropriate. Instructions are precise and brief. There is an element of surprise to sustain the interest of the child. The contents match with the themes generally used in pre-school. The illustrations have a sense of humour and fun."

Jana Mahadevan

Former Head of Department, Early Childhood Education (ECE)
at Nirmala Niketan and Sophia Polytechnic

"BEE CLEVER Series is an excellent collection of child-friendly, challenging books that help develop visual discrimination skills that help them to think and reason efficiently. Each page has been meticulously planned and a theme has been chosen so that a teacher can creatively weave a story around it. Clear, simple instructions help the children to persevere until they successfully achieve the challenge that is placed before them."

Zeenat Bhojabhoy

Principal, Jamnabai Narsee School



YogiImpressions®

Odd One Out
BEE Clever Series

First published in India in 2016 by
Yogi Impressions Books Pvt. Ltd.
1711, Centre 1, World Trade Centre,
Cuffe Parade, Mumbai 400 005, India.
Website: www.yogiimpressions.com

First Edition, March 2016

Copyright © 2016 by Yogi Impressions Books Pvt. Ltd.

Created by Pallavi Dalal
Illustrated by Pallavi Basu

All rights reserved. This book may not be reproduced in whole or in part, or transmitted in any form, without written permission from the publisher, except by a reviewer who may quote brief passages in a review; nor may any part of this book be reproduced, stored in a retrieval system, or transmitted in any form or by any means electronic, mechanical, photocopying, recording, or other, without written permission from the publisher.

ISBN 978-93-82742-41-8

Printed at: Repro India Ltd., Mumbai

Odd One Out



A seemingly simple activity, there is much more learning associated with this than we even realize!

'Odd One Out' activities offer great value to pre-school children:

- Reinforces concepts that have been previously learned
- Provides opportunities to think and reason
- Strengthens visual discrimination skills
- Allows the child to first SORT, and then classify and categorize
- Observe minute differences
- Encourages the child to speak in complete sentences
- Enables the child to perceive and explain that the difference can be in terms of size, direction, object, colour, properties etc.



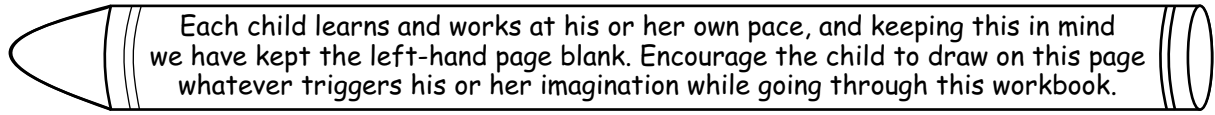
In order to be able to discriminate between two-dimensional images, the child needs to have been shown a number of real objects and to have talked about them and examined them at length. (Object talk is an invaluable part of pre-school learning.)

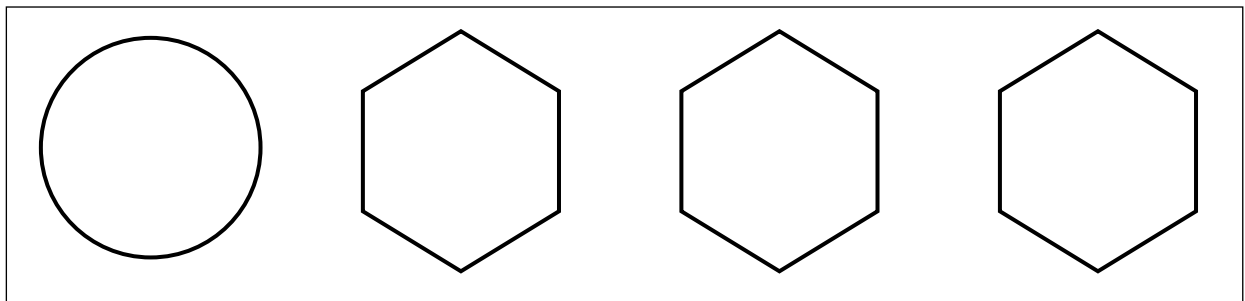
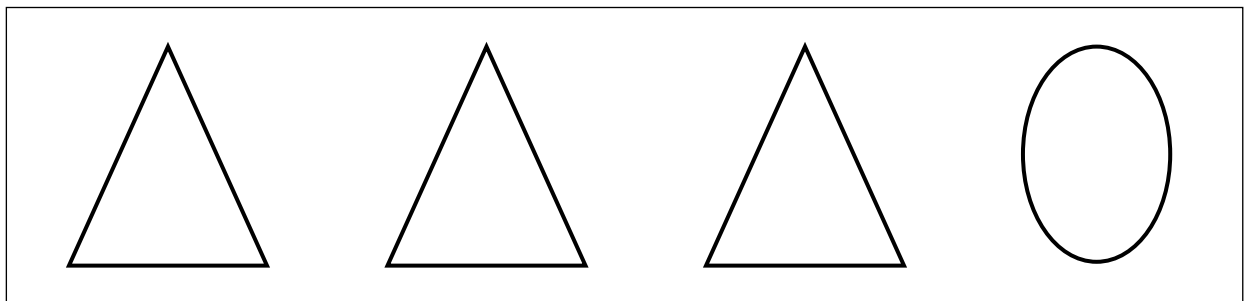
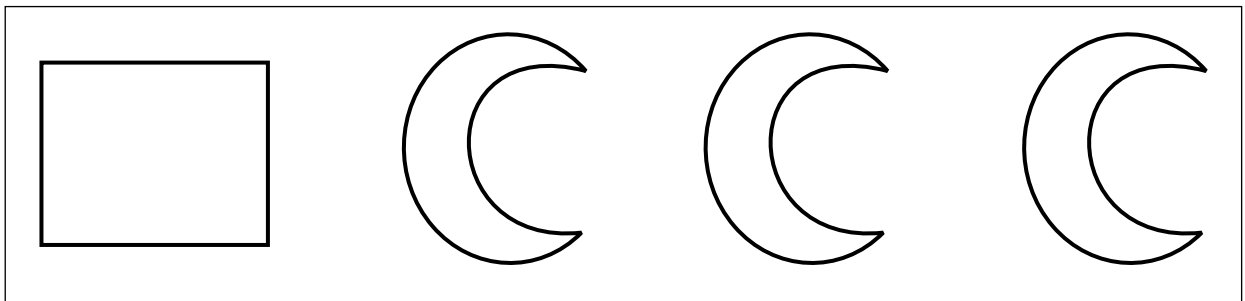
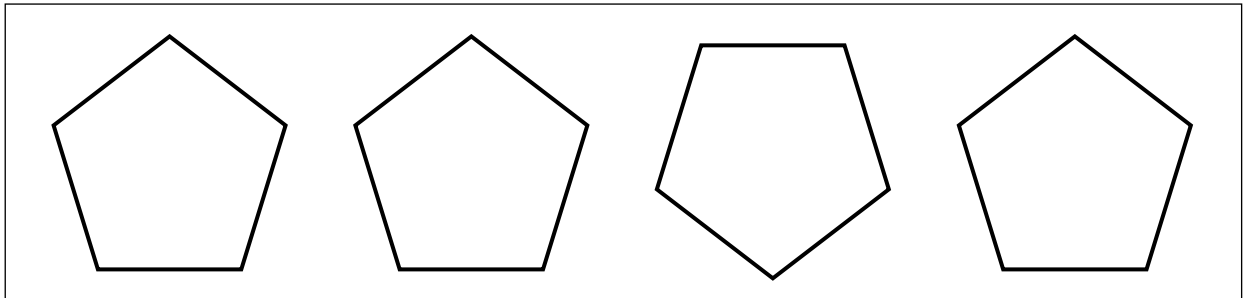
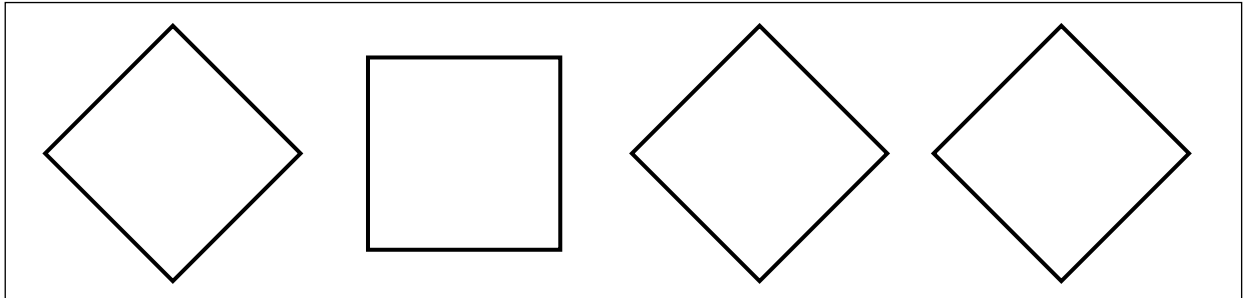
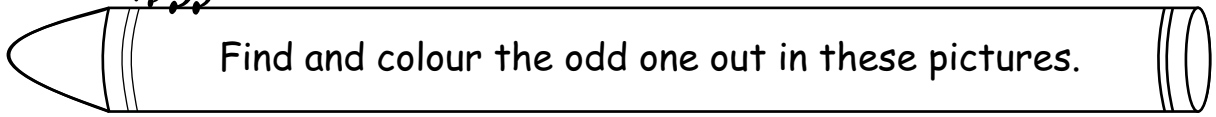
Please make it a point to take the child out and about, and TALK to him/her about people and things in the environment! Visual memory can be enhanced by asking the child to look at a scene (e.g. a park/tray full of objects/view from a window) for a few minutes and then close his/her eyes and try to remember and name as many objects from the scene as possible.

This is a difficult concept so be patient and allow the child as much time as he/she requires to understand it completely. Be flexible and accept an answer that may be different than the one you may have thought of! Positive reinforcement is always the best encouragement!



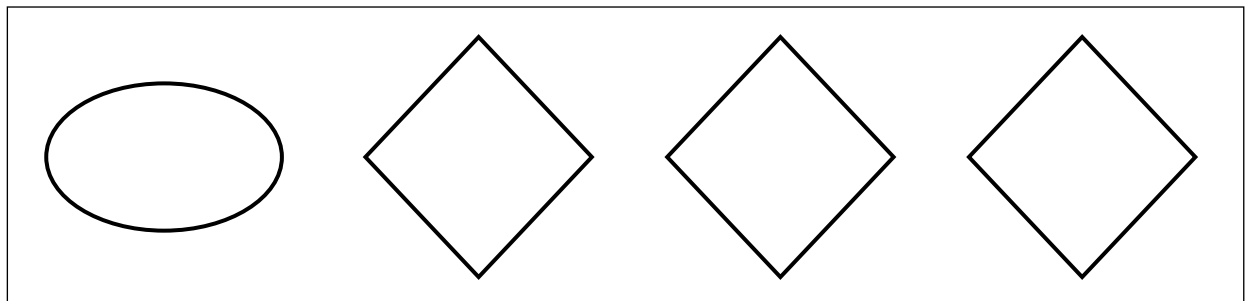

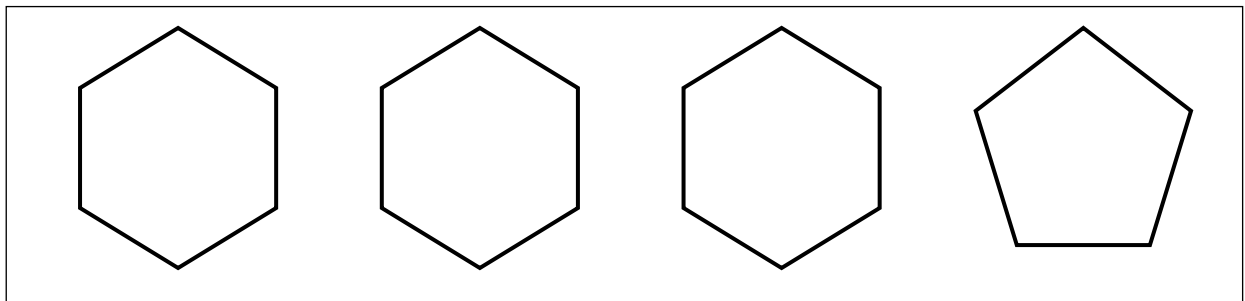
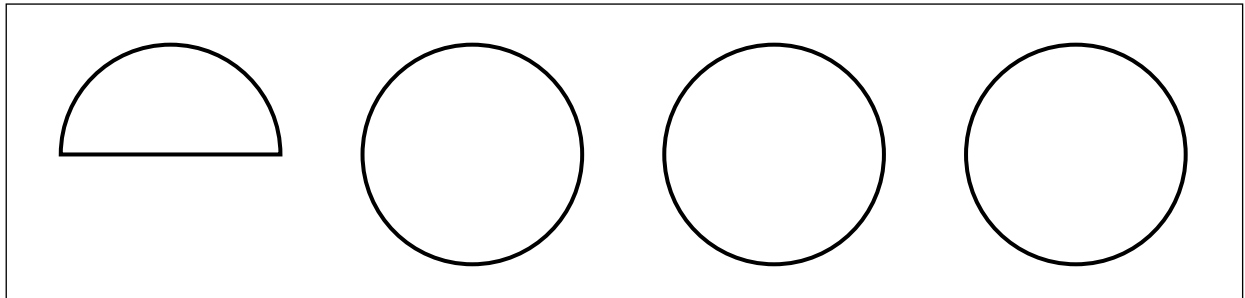
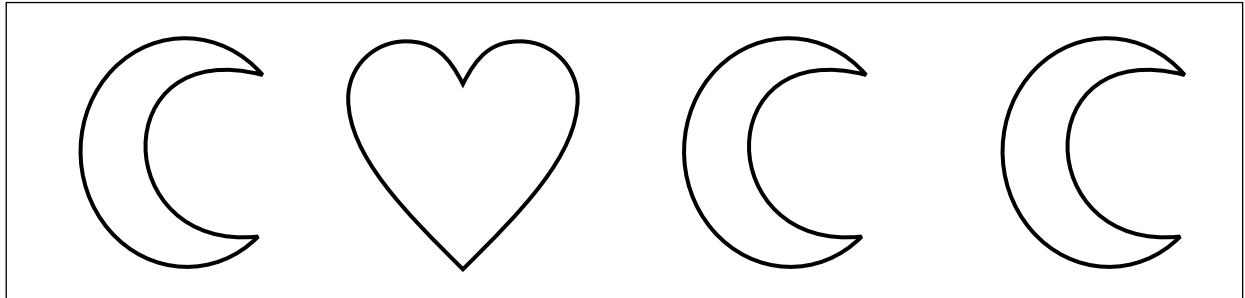
Attention: Teachers and Parents





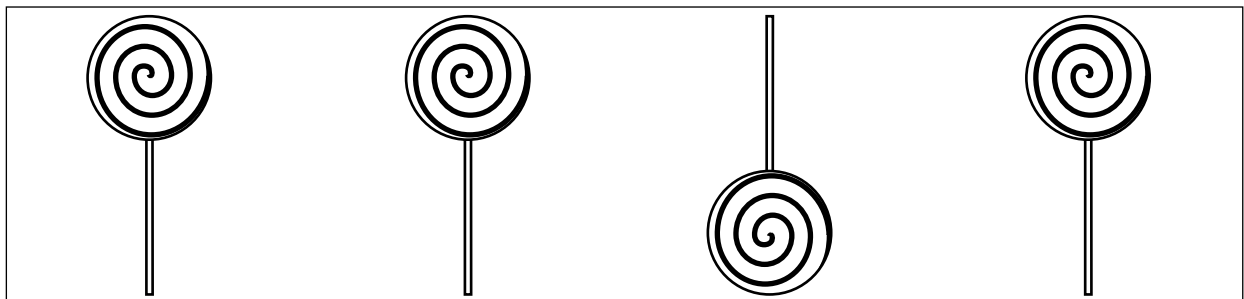


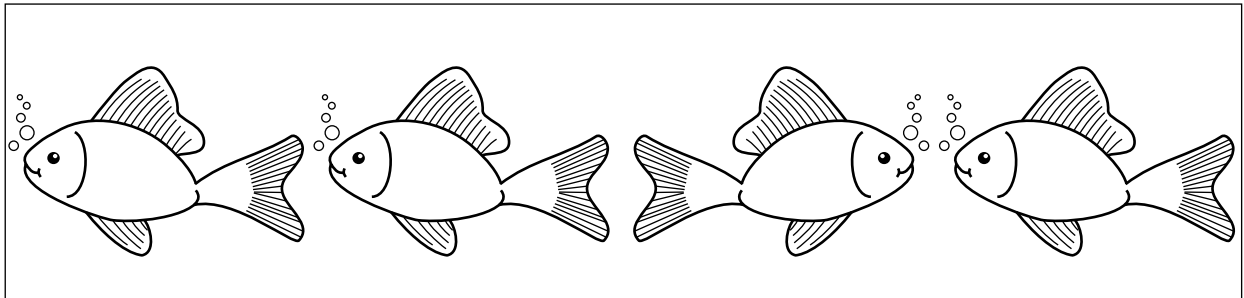
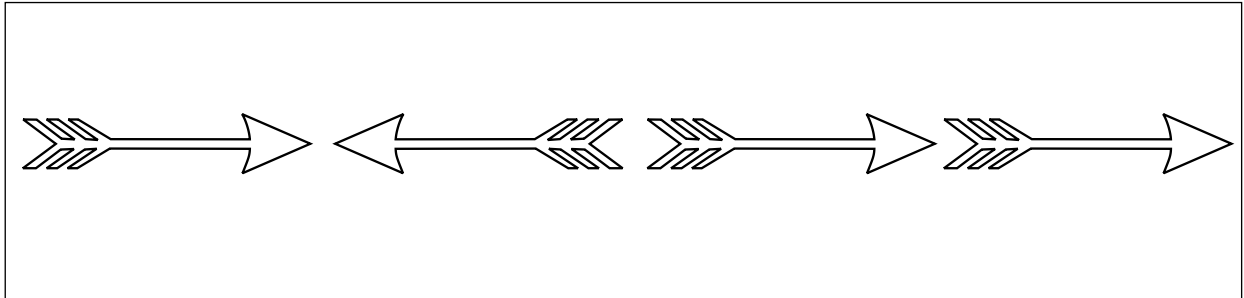


Find and colour the odd one out in these pictures.




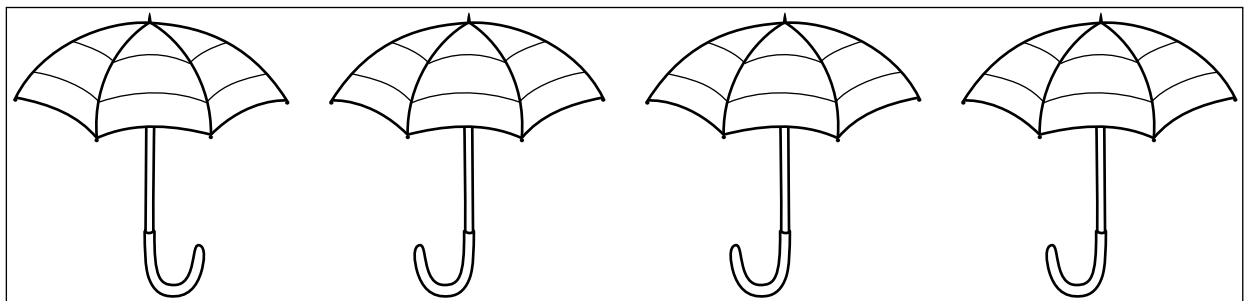
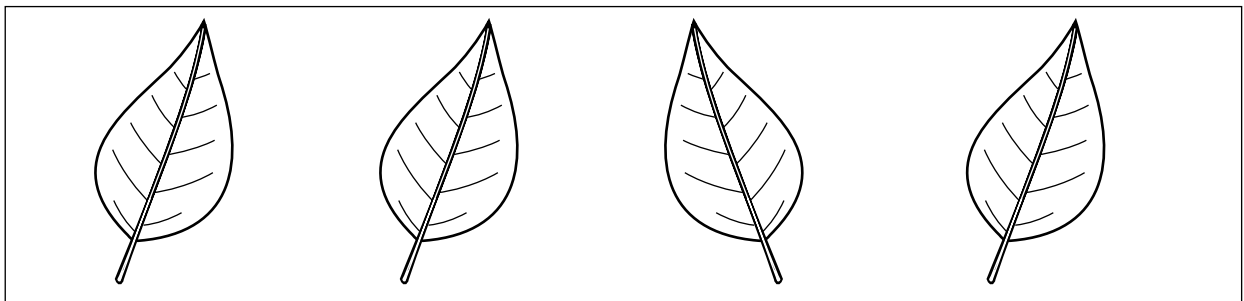

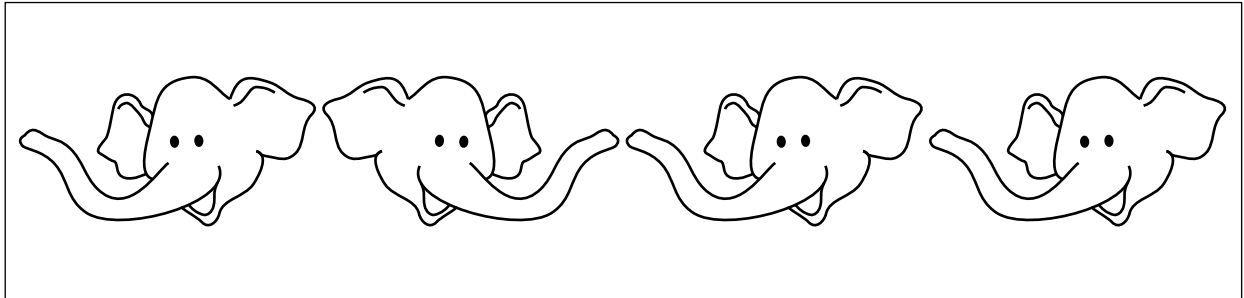


Find and circle the odd one out in these pictures.





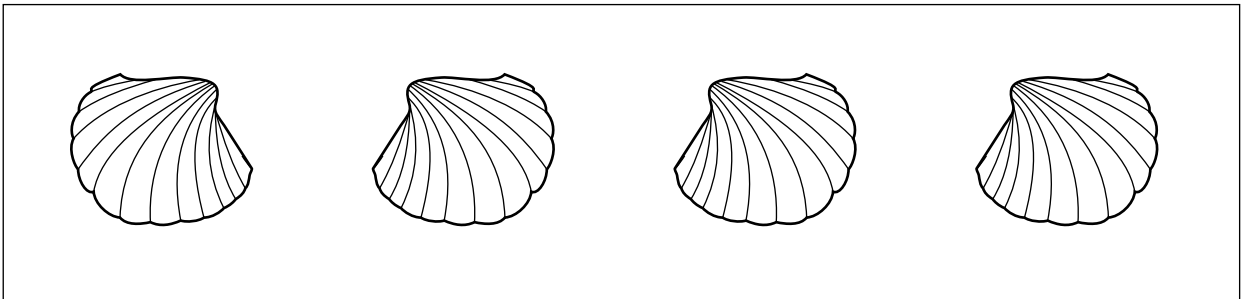




Find and circle the odd one out in these pictures.





Find and circle the odd one out in these pictures.





Find and circle the odd one out in these pictures.

