



## See what Principals and Teachers have to say about the BEE CLEVER Series



"I am delighted to see these BEE CLEVER workbooks that do not pitchfork the child straight into the three R's but are systematically going through all the requisite stages of reading, writing and math readiness. They are enjoyable and creatively made with attention to details. Introductions are useful and informative and instruction lines are crisp and easy to follow. This is what children have needed all along and not had access to!"

**Nandita Jhaveri**

Former Vice Principal, New Era School  
Consultant in Early Childhood Care and Education

"I have gone through the entire set of BEE CLEVER workbooks and find them very clear and simple to follow by little children in school. They have been aptly designed for pre-schoolers. The activities are age-appropriate and all the concepts are dealt with systematically and clearly. The illustrations are clear and the pages not too cluttered with activities."

**Lekha Merchant**

Head Teacher, Saifee Eidiz Zahabi Nursery & K. G. School

"Based on decades of experience by Pallavi Dalal, a knowledgeable and sensitive teacher, these books are aimed at helping children consolidate their concepts based on practical experiences."

**Nalini Chhugani**

Secretary, Mobile Creches  
President, Association for Early Childhood Education and Development  
(Mumbai Branch – AECED)

"The BEE CLEVER workbooks are attractive, pictures are large, clear and appropriate. Instructions are precise and brief. There is an element of surprise to sustain the interest of the child. The contents match with the themes generally used in pre-school. The illustrations have a sense of humour and fun."

**Jana Mahadevan**

Former Head of Department, Early Childhood Education (ECE)  
Nirmala Niketan and Sophia Polytechnic

"BEE CLEVER Series is an excellent collection of child-friendly, challenging books that help develop visual discrimination skills that help them to think and reason efficiently. Each page has been meticulously planned and a theme has been chosen so that a teacher can creatively weave a story around it. Clear, simple instructions help the children to persevere until they successfully achieve the challenge that is placed before them."

**Zeenat Bhojabhoy**

Principal, Jamnabai Narsee School



YogiImpressions®

Numbers - Book 1  
BEE Clever Series

First published in India in 2017 by

**Yogi Impressions LLP**

1711, Centre 1, World Trade Centre,  
Cuffe Parade, Mumbai 400 005, India.

Website: [www.yogiimpressions.com](http://www.yogiimpressions.com)

First Edition, November 2017

Copyright © 2017 by Yogi Impressions LLP

Created by Pallavi Dalal  
Illustrated by Pallavi Basu

All rights reserved. This book may not be reproduced in whole or in part, or transmitted in any form, without written permission from the publisher, except by a reviewer who may quote brief passages in a review; nor may any part of this book be reproduced, stored in a retrieval system, or transmitted in any form or by any means electronic, mechanical, photocopying, recording, or other, without written permission from the publisher.

ISBN 978-93-82742-78-4

Printed at: Repro India Ltd., Mumbai

# Numbers

## Book 1



'Numbers' are important to children. Any four-year-old knows how old he/she is now and that he/she will be one year older on his/her next birthday!

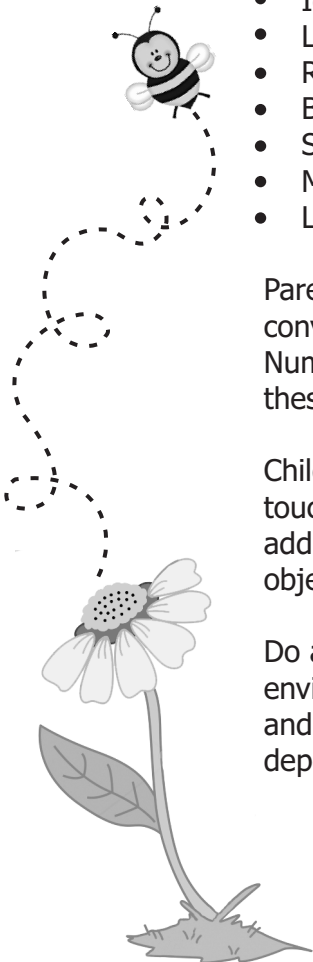
Along with recognizing numerals, numbers can teach and encourage a child to:

- Understand that symbols have meaning and represent something specific
- Identify numerals and their values
- Learn a series of numbers and count them in sequence
- Reinforce the concept of 'one-to-one correspondence'
- Build pre-Maths skills
- See numbers as a part of daily life
- Match number symbols with the correct quantity of objects
- Learn related 'Maths' vocabulary (opposites, quantity, measurement)

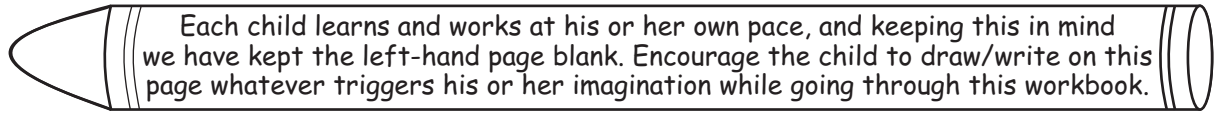
Parents and teachers should correctly use number terms in daily conversation, while listening for any misconceptions in understanding. Number skills are a major component of the pre-school curriculum where these skills are learned through exploring and discovering.

Children learn the value of numbers by playing with objects, seeing them, touching them and counting them. They learn the meaning of add and subtract by putting objects together and taking objects away.

Do allow them to manipulate and experiment with various objects in their environment and use appropriate 'Maths' vocabulary whenever and wherever possible. They will understand and remember better depending on how 'alive' you can make the topic!



**Attention: Teachers and Parents**





Look at the number and draw the same number of any objects/shapes that you like e.g. ball, bat, sun etc.

|   |  |
|---|--|
| 5 |  |
|---|--|

|   |  |
|---|--|
| 8 |  |
|---|--|

|   |  |
|---|--|
| 4 |  |
|---|--|


|    |  |
|----|--|
| 10 |  |
|----|--|


|   |  |
|---|--|
| 7 |  |
|---|--|








Count the objects carefully and write the corresponding number in the box.

|  |  |
|--|--|
|  |  |
|--|--|

|  |  |
|--|--|
|  |  |
|--|--|

|  |  |
|--|--|
|  |  |
|--|--|

|  |  |
|--|--|
|  |  |
|--|--|

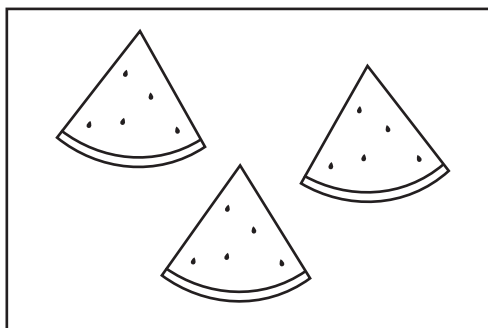
|  |  |
|--|--|
|  |  |
|--|--|








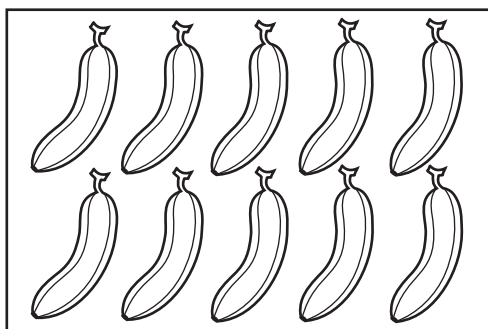
Count the number of fruits in each box  
and circle the correct number



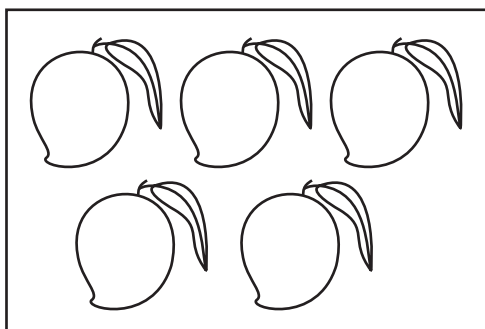
3 4 5




5 6 7



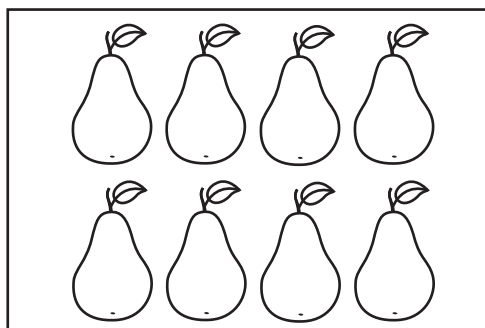
8 9 10



4 5 6



5 6 7




7 8 9





Find and circle all the small '5's  
inside the outline of the big number '5'.







Look at the shape and number in each small box.  
Draw 'as many' of the 'same shape' inside the big box.

A large empty rectangular box for drawing. Inside, a smaller vertical rectangle contains the number 6 and a circle.

A large empty rectangular box for drawing. Inside, a smaller vertical rectangle contains the number 8 and a triangle.

A large empty rectangular box for drawing. Inside, a smaller vertical rectangle contains the number 7 and a heart.


A large empty rectangular box for drawing. Inside, a smaller vertical rectangle contains the number 10 and a square.






Match each number with the corresponding number of sea creatures.


4



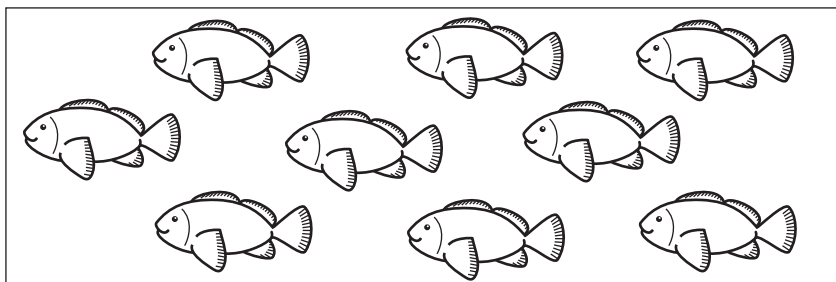
9



7



5



6

